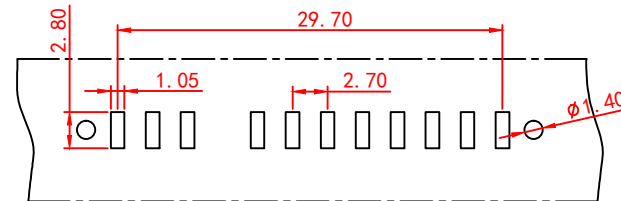
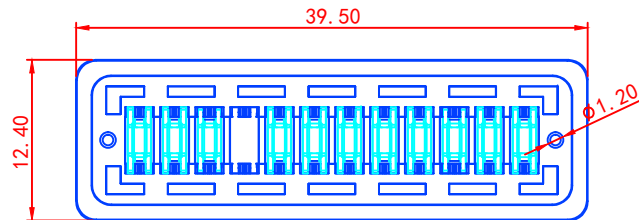
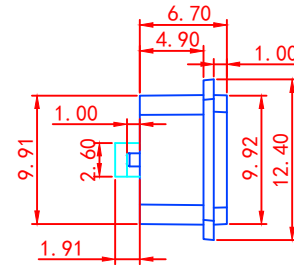
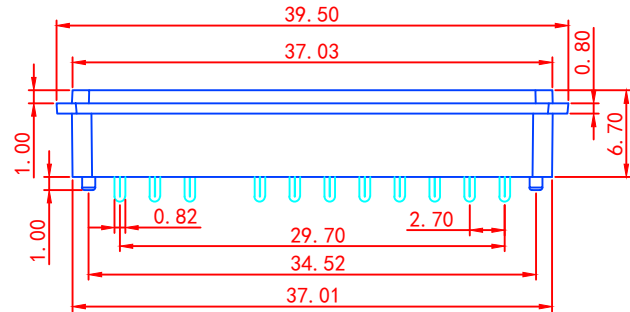
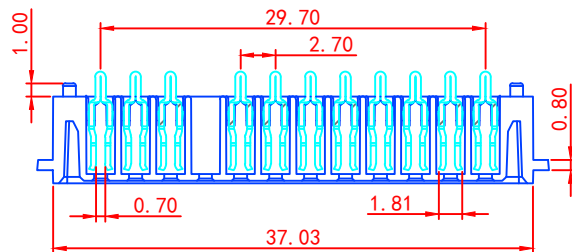


RoHS
Compliant

SYMBOL	REVISION	APPROVAL	DATE



RECOMMENDED PCB LAYOUT
T=0.65MM,TOLERANCES±0.05MM



2	HOUSING	LCP	1	GRAY
1	CONTACT TERMINAL	磷铜 (C7)	11	Au PLATED
NO.	PARTS	MATERIAL	QTY.	FINISHING

东莞市诺德电子有限公司

COPYRIGHT RESERVED, PLEASE DO NOT COPY.

PART NAME	CONNECTOR		DRAWING	Y. C. Zhang	DWG. No.	
PART NO.	2.7间距充电母座(更改2版)		CHECK	G. C. Chen	REV.	A1
UNIT : mm	TOLERANCE	UP TO 5 ±0.2 ABOVE 5 ~30 ±0.3	ANGLE	APPROVAL	DATE	24-11-2020
	OTHERWISE	ABOVE 30 ±0.5 ANGLE ±3°	0° ±3°	SCALE	PAGE	1 OF 1